

Instructions For Use

Version: 2.1 Ref: IFU-EXSPURE

Revision date: 01 Feb, 2023

ExS-PureTM **Enzymatic PCR Cleanup Kit**



NimaGen.

Innovators in
DNA Sequencing
Technologies

Product and Company Information

ExS Pure™ Enzymatic PCR Cleanup Kit



EXS-100, EXS-500, EXS-5000



Research Use Only











NimaGen B.V.
Hogelandseweg 88
6545 AB Nijmegen
The Netherlands
Tel: +31 (0)24 820 02 41
Email: info@nimagen.com



QUALITY MANAGEMENT SYSTEM

ISO 9001:2015 FM 711484
ISO 13485:2016 MD 711483

Symbols Used on Product Labels

Symbol	Description
	Manufacturer
	Use-by date
	Lot number
	Reference number
	Research Use Only
	Temperature limit for storage
	Contains sufficient for <n> tests
	Matrix code containing the reference number, lot number and use-by date

Product Description

The ExS-Pure™ Enzymatic PCR Cleanup Kit is an ultra-fast method that degrades primers and dephosphorylates nucleotides (dNTP'S) from amplified PCR products, to make it ready for downstream applications, such as cycle sequencing or SNP analysis.

The ExS-Pure™ Kit utilizes two novel enzymes:

- *Recombinant, Heat-labile Shrimp Alkaline Phosphatase:*
Dephosphorylates nucleotides, making them inactive in downstream processing. It is crucial to remove any excess of dNTP's in the template, since those may unbalance the reaction mix in cycle-sequencing or other downstream applications.
- *Recombinant, Heat-labile Exonuclease I:*
Degrades single-stranded DNA (including oligonucleotide primers), in order to get clean sequence traces without background from the unwanted strand, generated by traces of the original PCR primers.

Both enzymes are fast, robust and heat-labile, enabling PCR product cleanup in only minutes time, without the need for adjusting buffer conditions, followed by and an ultra-fast, 100% inactivation. ExS-Pure™ is directly added to the amplified PCR product. The reaction takes place in a single tube and recovers 100% of the PCR product, including very small PCR products.

ExS-Pure™ is the proven and widely adopted alternative for Applied Biosystems ExoSAP-IT™ and ExoSAP-IT™ *Express*.

Kit Contents and Storage

ExS-Pure™ Enzymatic PCR Cleanup Kits include a ready-for-use enzyme solution for purification of 100 up to 5.000 PCR reactions, using a 96-well or 384-well PCR plate format:

Reference	Volume	# Reactions (5 µL PCR product)	Storage
EXS-100	0.2 mL	100	Store kit at -15°C to -25°C and avoid repeated freeze-thaw cycles.
EXS-500	1 mL	500	
EXS-5000	10 mL	5.000	

Required Materials, Not Included

Description
96- or 384-well plates, compatible with 96-well or 384-well thermocycler
(Multichannel) Pipettes, including disposable filter tips

General Precautions

Read the Material Safety Data Sheet (MSDS) and follow the handling instructions. Adhere to good laboratory practice and wear protective eyewear, gloves and lab coat when handling the reagents (enzyme solutions) supplied in this kit. Wash body parts with ample amount of water immediately if they come in contact with the reagents. Seek medical help if needed.

Protocol

Important: Keep ExS-Pure™ reagent on ice or in a cooling block during the procedure.

1. Mix 5 μ L of PCR product with 2 μ L of ExS-Pure™, for a combined 7 μ L reaction volume. NOTE: When treating PCR product volumes greater than 5 μ L, simply increase the amount of ExS-Pure™ reagent proportionally.
2. Seal the plate, vortex it (3 sec), then centrifuge (10-15 sec, 1,000 rpm).
3. Place plate (or tubes) in a thermal cycler with heated lid, to prevent evaporation.
4. Incubate (4 min, 37°C) to perform enzymatic purification, degrading remaining primers and nucleotides.
5. Heat-inactivate the ExS-Pure™ reagent (1 min, 90°C); then hold at 4°C.
6. The PCR product is now ready for downstream processing (e.g. cycle sequencing). NOTE: Purified PCR products may be stored at -20°C.
7. Taking care of the concentration, a further dilution step maybe required. Rule of thumb: optimal template input (ng) in a BrilliantDye™ Terminator Cycle Sequencing reaction can be calculated by dividing the PCR product length (bp) by 50. Example: use 10 ng of PCR product with a length of 500 bp as template.

Customer Support

For technical assistance, please contact us at techsupport@nimagen.com.

Legal Notice

ExS-Pure is a trademark and BrilliantDye is a registered trademark of NimaGen B.V.; all other product names and trademarks are the property of their respective owners.

Disclaimer

Although the information in this document is presented in good faith and believed to be correct at the time of printing, NimaGen makes no representations or warranties as to its completeness or accuracy. NimaGen has no liability for any errors or omissions in this document, including your use of it.

Published by

NimaGen B.V.
Hogelandseweg 88
6545 AB Nijmegen
The Netherlands
www.nimagen.com

© 2023 NimaGen
All rights reserved.