

# Instructions For Use

Version: 1.1 Ref: IFU-NIMAPOP3130

Revision date: 01 Feb, 2023

---

## NimaPOP™

### Polymers and 10x Running Buffer

For 3130/3130XL Genetic Analyzers

---



**NimaGen.**

Innovators in  
DNA Sequencing  
Technologies

## Product and Company Information

### NimaPOP™ Polymers and 10x Running Buffer for 3130/3130XL Genetic Analyzers



NIP4-005, NIP4-010, NIP6-005, NIP6-010, NIP7-005, NIP7-010,  
NIB-025, NIB-100, NIB-500



Research Use Only











NimaGen B.V.  
Hogelandseweg 88  
6545 AB Nijmegen  
The Netherlands  
Tel: +31 (0)24 820 02 41  
Email: [info@nimagen.com](mailto:info@nimagen.com)



QUALITY MANAGEMENT SYSTEM

ISO 9001:2015      FM 711484  
ISO 13485:2016    MD 711483

## Symbols Used on Product Labels

| Symbol  | Description   |
|---|---|
|    | Manufacturer  |
|    | Use-by date   |
|    | Lot number  |
|    | Reference number  |
|    | Research Use Only   |
|    | Temperature limit for storage   |
|   | Contains sufficient for <n> tests                                       |
|  | Matrix code containing the reference number, lot number and use-by date |

## Product Description

### *NimaPOP™ Polymer*

NimaPOP™ Polymer is a pre-formulated separation matrix for fluorescent labeled DNA products in capillary electrophoresis, compatible with BigDye® and BrilliantDye™ chemistries in Sanger-based cycle sequencing and fragment analysis.

Polymers dynamically coat the capillary array wall to control electro-osmotic flow and are optimized to separate DNA fragments of a known size range at a desired resolution and run time:

- NimaPOP™-4 for fragment analysis, e.g. in HID/forensic applications.
- NimaPOP™-6 for standard sequencing and fragment analysis.
- NimaPOP™-7 for short- to long-read sequencing and fragment analysis.

NimaPOP™ Polymers for 3130/3130XL Genetic Analyzers (4 or 16 capillaries) are conveniently offered in ready-for-use bottles of 5 mL or 10 mL.

NimaPOP™ Polymers are a direct drop-in replacement for Applied Biosystems POP™ Polymer for 3130 Series and can be used without any requirement for changes in run protocol, conditions or spectral calibrations.

### *NimaPOP™ 10x Running Buffer*

The NimaPOP™ 10X Running Buffer (with EDTA) is a concentrated running buffer for capillary electrophoresis on Applied Biosystems Genetic Analyzers. When diluted ten-fold to a 1x Running Buffer, it is transferred into the anode and cathode buffer reservoirs on the 3130 Series Genetic Analyzer.

## Polymer and Buffer Contents and Storage

### *NimaPOP™ Polymer*

NimaPOP™ 5 mL and 10 mL bottles contain polymer sufficient for analysis of up to 250 and 960 samples respectively.

| Contents          | Reference | Storage  |
|-------------------|-----------|--|
| NimaPOP™-4, 5 mL  | NIP4-005  | Store at 2–8°C,<br>protected from light.<br>Do not freeze. |
| NimaPOP™-4, 10 mL | NIP4-010  |  |
| NimaPOP™-6, 5 mL  | NIP6-005  |  |
| NimaPOP™-6, 5 mL  | NIP6-005  |  |
| NimaPOP™-7, 5 mL  | NIP7-005  |  |
| NimaPOP™-7, 5 mL  | NIP7-005  |  |

### *NimaPOP™ 10x Running Buffer*

The 10x concentrated NimaPOP™ Running Buffer is available in three different bottle volumes, providing 250 mL up to 5 L 1x Running Buffer, accommodating low to high-throughput applications.

| Contents                            | Reference | Storage                       |
|-------------------------------------|-----------|-------------------------------|
| NimaPOP™ 10x Running Buffer, 25 mL  | NIB-025   | Store at room<br>temperature. |
| NimaPOP™ 10x Running Buffer, 100 mL | NIB-100   |                               |
| NimaPOP™ 10x Running Buffer, 500 mL | NIB-500   |                               |

## General Precautions

Read the Material Safety Data Sheet (MSDS) and follow the handling instructions. Adhere to good laboratory practice and wear protective eyewear, gloves and lab coat when handling the polymer or buffers supplied. Wash body parts with ample amount of water immediately if they come in contact with the polymer or buffer. Seek medical help if needed.

## Protocol

### *NimaPOP™ Polymer*

1. Allow refrigerated NimaPOP™ Polymer to equilibrate to room temperature before use on the Genetic Analyzer.

Note: Deposits may be visible inside the bottle, following refrigeration. This is not expected to cause any performance issues and should disappear when at 15 - 30 °C. To dissolve polymer deposits, tighten the cap and gently swirl the polymer bottle.

2. In the Genetic Analyzer software, go to the Wizards menu, then click “Replenish Polymer” or click “Change Polymer Type”.
3. Follow the prompts in the Wizard window. When instructed to install the polymer, remove the screw cap from the bottle. To install the polymer on the instrument and start the run, see your 3130/3130XL user guide.

### *NimaPOP™ 1x Running Buffer*

1. To prepare 1x Running Buffer for 3130/3130XL (4/16 capillaries), add 5 mL of 10x Running Buffer with EDTA into a graduated cylinder. Add 45 mL deionized water to bring the total volume to 50 mL. Mix well and set aside.
2. For filling the running buffer anode and cathode buffer reservoirs, see your 3130/3130XL user guide.
3. The 1x Running Buffer can be stored at 2 to 8 °C for up to 1 month. Bring buffer to room temperature before use.
4. Replace the 1x Running Buffer in the anode and cathode buffer reservoirs every 24 hours, or before each batch of runs.

## Customer Support

For technical assistance, please contact us at [techsupport@nimagen.com](mailto:techsupport@nimagen.com).

## Legal Notice

NimaPOP and BrilliantDye are (registered) trademarks of NimaGen B.V.; all other product names and trademarks are the property of their respective owners.

## Disclaimer

Although the information in this document is presented in good faith and believed to be correct at the time of printing, NimaGen makes no representations or warranties as to its completeness or accuracy. NimaGen has no liability for any errors or omissions in this document, including your use of it.

## Published by

NimaGen B.V.  
Hogelandseweg 88  
6545 AB Nijmegen  
The Netherlands  
[www.nimagen.com](http://www.nimagen.com)

© 2023 NimaGen  
All rights reserved.