

Instructions For Use

Version 1.0 Ref: IFU-NCR001

Revision date: 2023-07-19

NimaPrime™

Conditioning Reagent

For 3500 and SeqStudio™ Flex Series Genetic Analyzers



NimaGen.

Innovators in
DNA Sequencing
Technologies

Product and Company Information

NimaPrime™ Conditioning Reagent **For 3500 and SeqStudio™ Flex Series Genetic Analyzers**










NCR-001

Research Use Only



NimaGen B.V.
Hogelandseweg 88
6545 AB Nijmegen
The Netherlands
Tel: +31 (0)24 820 02 41
Email: info@nimagen.com

Symbols Used on Product Label and in Instructions For Use

Symbol	Description
	Manufacturer
	Use-by date
	Lot number
	Reference number
	Temperature limit for storage
	Contains sufficient for <n> tests
	Matrix code containing the reference number, lot number and use-by date

Product Description

POP™ or NimaPOP™ polymers are critical for peak separation during capillary electrophoresis in Sanger sequencing and fragment analysis. A mixture of expired and non-expired polymers, a combination of different polymer types or polymer that has been left on the instrument for more than the recommended time can cause an unstable capillary electrophoresis.

To prevent this, NimaPrime™ Conditioning Reagent is used to prime the polymer pump, as well as wash the polymer pump and channels when switching between polymer types or performing routine maintenance. Furthermore, this can prolong the life of the polymer delivery pump of 3500 and SeqStudio™ Flex Series Genetic Analyzers.

Kit Contents and Storage

NimaPrime™ Conditioning Reagent for 3500 and SeqStudio™ Flex Series is supplied as an RFID-labeled pouch with ready-for-use buffer solution, to be applied to the connector end of the instrument pump. The pump has adequate volume for one-time use.

Contents	Reference	Storage
NimaPrime™ Conditioning Reagent, 1 pouch	NCR-001	Storage at 2 - 8 °C

General Precautions:

Read the Material Safety Data Sheet (MSDS) and follow the handling instructions. Adhere to good laboratory practice and wear protective eyewear, gloves and lab coat when handling the buffers supplied in this kit. Wash body parts with an ample amount of water immediately if they come into contact with the buffer. Seek medical help if needed.

Protocol

1. Allow refrigerated NimaPrime™ Conditioning Reagent to equilibrate to room temperature (15 - 30 °C) before using on Genetic Analyzer instrument.

Note: Tiny droplets of conditioning reagent may be visible inside the pouch following refrigeration. This is not expected to cause any performance issues and should disappear when kept at 15 - 30 °C.

2. Follow the prompts in the instrument Wizard window. When instructed to install the pouch, click-in the pouch at the polymer position in the instrument.
3. To complete the necessary procedure, see your 3500 Series/Seq Studio™ Flex user guide.

Customer Support

For technical assistance, please contact us at techsupport@nimagen.com

Revision History

Section	Summary of Changes	Revision Level	Date
All	New Document	1.0	2023-07-19

Legal Notice

NimaPrime and NimaPOP are trademarks of NimaGen B.V.; all other product names and trademarks are property of their respective owners.

Disclaimer

Although the information in this document is presented in good faith and believed to be correct at the time of printing, NimaGen makes no representations or warranties as to its completeness or accuracy. NimaGen has no liability for any errors or omissions in this document, including your use of it.

Published by

NimaGen B.V.
Hogelandseweg 88
6545 AB Nijmegen
The Netherlands
www.nimagen.com

© 2023 NimaGen
All rights reserved