

Instructions For Use

Version: 1.0 Ref: IFU-NIMAPOP3730

Revision date: 2023-06-23

NimaPOP™

Polymers and 10x Running Buffer

For 3730/3730XL Genetic Analyzers



NimaGen.

Innovators in
DNA Sequencing
Technologies

Product and Company Information

NimaPOP™ Polymers and 10x Running Buffer for 3730/3730XL Genetic Analyzers










NIP7-028, NIP7-280, NIB-025, NIB-100, NIB-500

Research Use Only



NimaGen B.V.
Hogelandseweg 88
6545 AB Nijmegen
The Netherlands
Tel: +31 (0)24 820 02 41
Email: info@nimagen.com

Symbols Used on Product Labels and in Instructions For Use

Symbol	Description
	Manufacturer
	Use-by date
	Lot number
	Reference number
	Temperature limit for storage
	Contains sufficient for <n> tests
	Matrix code containing the reference number, lot number and use-by date

Product Description

NimaPOP™ Polymer

NimaPOP™ Polymer is a pre-formulated separation matrix for fluorescent labeled DNA products in capillary electrophoresis, compatible with BigDye® and BrilliantDye™ chemistries in Sanger-based cycle sequencing and fragment analysis.

Polymers dynamically coat the capillary array wall to control electro-osmotic flow and are optimized to separate DNA fragments of a known size range at a desired resolution and run time.

NimaPOP™-7 is suitable for short- to long-read sequencing and fragment analysis and has been specifically developed for 3730 Series Genetic Analyzers (48 or 96 capillaries). NimaPOP™-7 Polymer is conveniently offered in ready-for-use 28 mL bottles, including a 10x 28 mL pack, to meet high-throughput applications.

NimaPOP™-7 Polymer is a direct drop-in replacement for Applied Biosystems POP™-7 Polymer 28 mL bottles for 3730 Series and can be used without any requirement for changes in run protocol, conditions or spectral calibrations.

NimaPOP™ 10x Running Buffer

The NimaPOP™ 10X Running Buffer (with EDTA) is a concentrated running buffer for capillary electrophoresis on Applied Biosystems Genetic Analyzers. When diluted ten-fold to a 1x Running Buffer, it is transferred into the anode buffer reservoir and the running buffer vial (cathode) on the 3730 Series Genetic Analyzer.

Polymer and Buffer Contents and Storage

NimaPOP™ Polymer

NimaPOP™-7 28 mL bottles contain polymer sufficient for analysis of 8000 to 12000 samples. A 48 capillary run uses 125 µL of polymer, a 96-capillary run uses 200 – 250 µL of polymer. A minimum of 10 mL of polymer is recommended for the instrument to operate.

Contents	Reference	Storage
NimaPOP™-7, 28 mL	NIP7-028	Store at 2 - 8 °C, protected from light. Do not freeze.

NimaPOP™ 10x Running Buffer

The 10x concentrated NimaPOP™ Running Buffer is available in three different bottle volumes, providing 250 mL to 5 L 1x Running Buffer, accommodating low- to high-throughput applications.

Contents	Reference	Storage
NimaPOP™ 10x Running Buffer, 25 mL	NIB-025	Store at room temperature.
NimaPOP™ 10x Running Buffer, 100 mL	NIB-100	
NimaPOP™ 10x Running Buffer, 500 mL	NIB-500	

General Precautions

Read the Material Safety Data Sheet (MSDS) and follow the handling instructions. Adhere to good laboratory practice and wear protective eyewear, gloves and lab coat when handling the polymer or buffers supplied. Wash body parts with ample amount of water immediately if they come in contact with the polymer or buffer. Seek medical help if needed.

Protocol

NimaPOP™ Polymer

1. Allow refrigerated NimaPOP™-7 Polymer to equilibrate to room temperature before use on the Genetic Analyzer.

Note: Deposits may be visible inside the bottle, following refrigeration. This is not expected to cause any performance issues and should disappear when kept at 15 - 30 °C. This may take up to two hours. To dissolve polymer deposits, tighten the cap and gently swirl the polymer bottle.

2. In the Genetic Analyzer software, go to the Wizards menu, then click “Replenish Polymer” or click “Change Polymer Type”. In the Replenish Polymer Wizard, select “Same Lot” or “Different Lot”.
3. Follow the prompts in the Wizard window. When instructed to install the polymer, remove the screw cap from the bottle. To install the polymer on the instrument and start the run, see your 3730/3730XL user guide.

NimaPOP™ 1x Running Buffer

1. To prepare 1x Running Buffer for 3730 (48 capillaries), add 12 mL of 10x Running Buffer with EDTA into a graduated cylinder. Add 108 mL deionized water to bring the total volume to 120 mL. Mix well and set aside.
2. To prepare 1x Running Buffer for 3730XL (96 capillaries), add 20 mL of 10x Running Buffer with EDTA into a graduated cylinder. Add 180 mL deionized water to bring the total volume to 200 mL. Mix well and set aside.
3. For filling the running buffer plate (cathode) and the anode buffer reservoir, see your 3730/3730XL user guide.
4. The 1x Running Buffer can be stored at 2 to 8 °C for up to 1 month. Bring the buffer to room temperature before use.
5. Replace the 1x Running Buffer in the anode buffer reservoir and the running buffer plate every 24 hours, or before each batch of runs.

Customer Support

For technical assistance, please contact us at techsupport@nimagen.com.

Revision History

Section	Summary of changes	Version	Date
All	New document.	1.0	2023-06-23

Legal Notice

NimaPOP and BrilliantDye are (registered) trademarks of NimaGen B.V.; all other product names and trademarks are the property of their respective owners.

Disclaimer

Although the information in this document is presented in good faith and believed to be correct at the time of printing, NimaGen makes no representations or warranties as to its completeness or accuracy. NimaGen has no liability for any errors or omissions in this document, including your use of it.

Published by

NimaGen B.V.
Hogelandseweg 88
6545 AB Nijmegen
The Netherlands
www.nimagen.com

© 2023 NimaGen
All rights reserved.